









-  Treasure Chest
-  One way
-  Both sides
-  Poison zone
-  Door · Entrance
-  Underwater
-  Elf's projection or Mural
-  力の場

Swallow mural

Point N
Swallow mural.
Portal appears after
examine mural.

Point M
Gargoyle room

portal

Can take armor
from big
masonry

Poison zone

Breakable door
by Aard.
There is illusion
rock(**Point R**).
Use Eye of
Nehaleni.

Passable after
using Eye of
Nehaleni.

Exit
(To world map)

Unde
rwate

Exit gate

Point B
Portal made by Keira.
※Warp hole disapears
once you use it.

Underwater

Large hall

Breakable door
by Aard

Poison zone

Swallow mural.
Portal appears after
examine mural.

Point K
Swallow mural.

Kelpie mural.
passable after
examine

H地点
Elf's projection

Point

Point J
Kelpie mural

One way by step

Go through
underwater

Point I
Kelpie mural

Point A
Cave Entrance
(To world map)

Point D
Rat nests

Point E
Elf's projection

Point F

Poison

Unde
rwate

Poison

Point G

Place of power

Elf's projection

Breakable door
by Aard

Point O

Breakable door
by Aard

Point

Point

A wall react to
Witcher Senses